

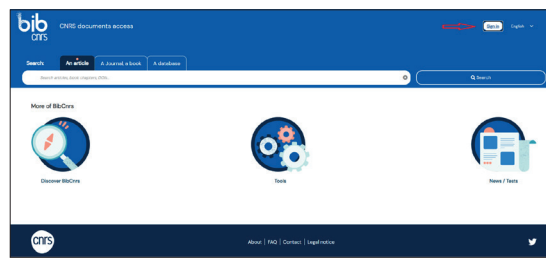


CNRS documents access

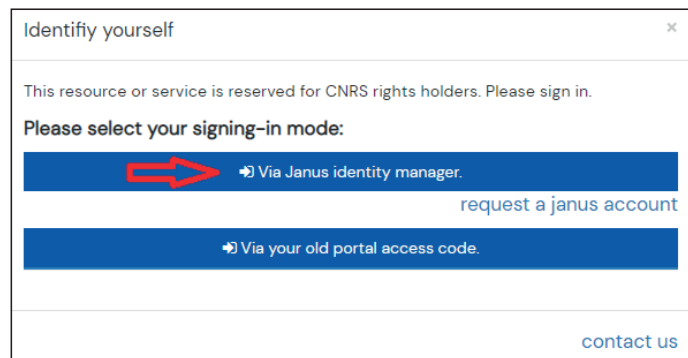
How do I sign in on BibCnrs?

- 1 Your JANUS account is the priority method for signing in

Please click on « **Sign in** ».



Click on « **Via Janus Identity Manager** ».



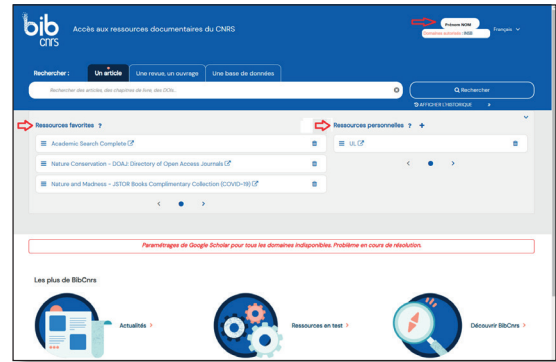
Enter your email as is visible in Labintel along with your password

Click on « **Connexion** ».



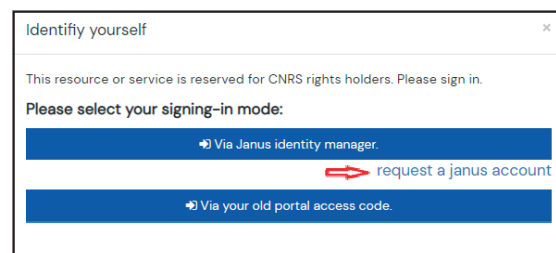
You are now logged in and you have access to your personal information:

- ▣ Your first name and surname are displayed,
- ▣ by passing the mouse over your name, you can see your authorized disciplinary field (or more if you have the right to access several disciplinary fields),
- ▣ your favourite resources,
- ▣ your personal resources.



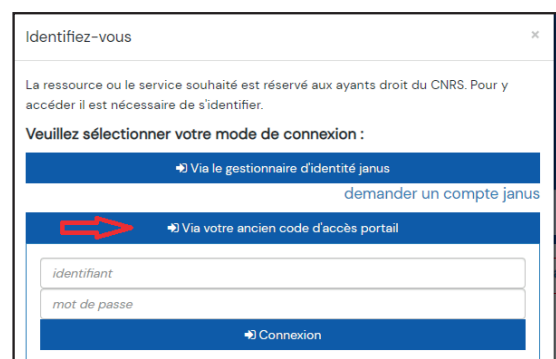
2 If you do not have a JANUS account

- After having clicked on « **Sign in** » ;
- Click on « **request a Janus account** » ;
- Select your CNRS status « **Personnel des unités CNRS** » ;
- « **Enter your Janus login** » which corresponds to your email address displayed in Labintel: <http://www.cnrs.fr/fr/annuaires-du-cnrs> ;
- You must also check the security box « **I am not a robot** » ;
- An e-mail will then be sent to your address with a link to modify your password which is valid for an limited period of time.



3 Signing in with your old portal access code

- If you do not yet have a Janus account or if the Janus service is unavailable, you can still use your old portal access code temporarily.
- Click on « **Sign in** ».
- Click on « **Via your old portal access code** ».
- Enter your login and password which was sent to you by the Inist-CNRS.



If you have any questions, please do not hesitate to **contact us**.